


# UNIT 9 DAILY LIVING

## Lesson A Listening

### 1 Before you listen

- A** Look at the picture. What do you see?
- B** Point to: ■ a dishwasher ■ a leak ■ a light bulb ■ a lock ■ a dryer  
■ garbage ■ a sink ■ a washing machine
- C** Look at the woman. What's she doing?




## UNIT GOALS

**Identify** and solve common household problems **Write** a complaint email about household problems **Interpret** information on a customer invoice

## 2 Listen

**A Listen.** Who is Stella talking to? Write the letter of the conversation.



CD2, Track 25

**B Listen again.** Write *T* (true) or *F* (false).

### Conversation A

1. Stella lives in Apartment 4B.
2. Stella is talking to a plumber.
3. Don Brown is a neighbor.

T

### Conversation B

4. Stella wants to speak to her husband.
5. Don Brown will come in one hour.
6. Stella will unlock the door for the plumber.

### Conversation C

7. Russell wants Stella to call a neighbor.
8. Stella already called the plumber.
9. Stella is going to school.

**Listen again.** Check your answers. Correct the false statements.



CD2, Track 25

## 3 After you listen

**Talk** with a partner. Ask and answer the questions.

1. Who fixes things in your home?
2. Did you ever need to call a plumber or other repair person?
3. Who did you call?
4. What happened?



# Lesson B Can you call a plumber, please?

## 1 Grammar focus: requests with *Can, Could, Will, or Would*

Use *can, could, will, or would* before the base form of the verb to request help. Use short answers to say *yes* or *no* politely.

### QUESTIONS

Can

Could

you call a plumber, please?

Will

Would

### SHORT ANSWERS

Sure. I'd be happy to.

Yes, of course.

No, not now. Maybe later.

Sorry, I can't right now.



Watch

## 2 Practice

A **Write.** Complete the conversations. Use *What* or *Where* and the simple past.




1. fix the dryer



2. unclog the sink



3. clean the carpet



4. repair the oven




5. fix the lock



6. fix the window



7. repair the dishwasher



8. change the light bulb

1. A Could you fix the dryer, please?

B Yes, of course.

2. A Can \_\_\_\_\_?

B No, not now. Maybe later.

3. A Would \_\_\_\_\_?

B Sorry, I can't right now.

4. A Will \_\_\_\_\_?

B Sure. I'd be happy to.

5. A Will \_\_\_\_\_?

B No, not now. Maybe later.

6. A Could \_\_\_\_\_?

B Yes, of course.

7. A Would \_\_\_\_\_?

B Sure. I'd be happy to.

8. A Can \_\_\_\_\_?

B Sorry, I can't right now.

**Listen and repeat.** Then practice with a partner.



CD2, Track 26

**B** Talk with a partner. Change the **bold** words and make conversations.



**A** Can you **fix the window**, please?

**B** Yes, of course.

1. fix the window
2. repair the refrigerator
3. unclog the sink
4. fix the toilet
5. repair the oven

**A** Would you **fix the stove**, please?

**B** Sorry, I can't right now.

6. fix the front burner
7. fix the light
8. repair the cabinet drawer
9. repair the lock
10. fix the outlet

### 3 Communicate

**Write.** What are some problems in your home or in a friend's home?  
Make a list of requests for the landlord.

*Requests for the Landlord*

1. *fix the window*

#### CULTURE NOTE

A *tenant* rents an apartment or house from the *landlord*. The landlord is the owner.

**Talk.** Role-play with a partner. One person is the tenant. The other is the landlord.



**Tenant:** Could you fix the window, please?

**Landlord:** Yes, of course. I'll be there tomorrow.