




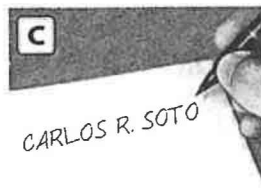
Personal Information




A. Say your name.



B. Spell your name.



C. Print your name.



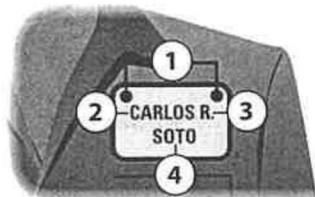


D. Type your name.



E. Sign your name.

Filling Out a Form



https://www.registrationformOPD.com

1. name

2. first name 3. middle initial 4. last name

address

5. street address 6. apartment number 7. city 8. state 9. ZIP code

work phone additional numbers
 - - -

10. area code 11. phone number 12. home phone 13. cell phone

14. date of birth (DOB) 15. place of birth (POB) 16. gender 17. male 18. female 19. Social Security number

20. signature

Pair practice. Make new conversations.

A: My first name is Carlos.

B: Please spell Carlos for me.

A: C-a-r-l-o-s.

Internet Research: popular names

Type "SSA, top names 100 years" in the search bar.

Report: According to the SSA list, James is the number 1 male name.

WELCOME

1 Meet your classmates

A Look at the picture. What do you see?

B What are the people doing?

Classroom Rules

Show respect for everyone.
Speak English in the classroom.
Put cell phones on vibrate.



2 Skills

A Listen. Amanda is in class. A classmate is interviewing her about her skills. Check (✓) the things Amanda can do.



CD1, Track 2

- ☒ use a computer ☐ read to children ☐ write in English
☐ speak English ☐ speak Spanish ☐ speak Russian

Listen again. Check your answers.

B Read the list. Check (✓) the things you can do. Add two more skills.

Things I can do in English

- | | |
|--|--|
| <input type="checkbox"/> introduce myself | <input type="checkbox"/> help my child with homework |
| <input type="checkbox"/> say my address and telephone number | <input type="checkbox"/> read to my child |
| <input type="checkbox"/> register for a class | <input type="checkbox"/> read a class schedule |
| <input type="checkbox"/> make an appointment with a doctor | <input type="checkbox"/> read a television schedule |
| <input type="checkbox"/> give directions | <input type="checkbox"/> talk about my weekend |
| <input type="checkbox"/> write a shopping list | |
| <input type="checkbox"/> ask about prices | |

Talk with a partner. Share your information.

C Talk with your classmates. Find classmates with these skills. Complete the chart.

Armin, can you swim?

Yes, I can.

Ask: Can you ...

Classmate's name

swim?

Armin

iron a shirt?

cook?

drive a truck?

paint a house?

speak three languages?

USEFUL LANGUAGE
How do you spell that?

Talk with your class. Ask and answer questions.

Who can swim?

Armin can.

Ali can, too.

3 Verb tense review (present and past of be)

A Listen to each sentence. Check (✓) the correct column.

	am	is	are	was	were
1.	✓				
2.					
3.					
4.					
5.					
6.					
7.					



CD1, Track 3

Listen again. Check your answers.

B Read about Maria. Complete the story. Use *am*, *is*, *are*, *was*, *were*, and *weren't*.

My name is Maria. I 1. from Mexico. My husband's name 2. Sergio. He 3. from Mexico, too. There 4. three children in our family – one son and two daughters. Our son, Javier, 5. seven years old. He 6. born in Mexico. Our daughters, Melisa and Maritza, 7. twins. They 8. one year old. They 9. born in the United States. Sergio and I 10. born in the United States. We 11. born in Mexico. 12.



CD 1, Track 4

Listen and check your answers.

C Talk with a partner. Ask and answer the questions. Take turns.

- Where are you from?
- Were you born there?
- What was your occupation there?
- Are you married?
- How many people are in your family?
- Is your family here with you?

Share your information with the class.



CD 1, Track 5

4 Verb tense review (present and past of regular and irregular verbs)

A **Listen** to each sentence. For each, circle the verb you hear.

Regular and irregular verbs

Present	Past	Present	Past
1. <u>takes</u>	took	6. takes	took
2. work	worked	7. doesn't buy	didn't buy
3. visits	visited	8. wants	wanted
4. celebrate	celebrated	9. sleeps	slept
5. goes	went	10. don't walk	didn't walk

Listen again. Check your answers.

B **Read** the conversation. Fill in the missing words. Use the correct verb form.

A When did you _____ to this country?

1. come

B I _____ here two years ago.

2. come

A You speak very well. Did you _____ English here last year?

3. study

B Yes, I _____.

4. do

A Did you _____ English in your native country?

5. speak

B No, I _____.

6. do

A What do you usually _____ on the weekend?

7. do

B I usually _____ home, but sometimes I _____ shopping.

8. stay

9. go



CD 1, Track 6

Listen and check your answers.

C **Talk** with your classmates. Ask and answer the questions. Take turns.

1. What do you usually do on the weekend?
2. What did you do last weekend?
3. When did you come to this country?

Share your information with the class.

Lyrics

Welcome back

Your dreams were your ticket out

Welcome back

To that same old place that you laughed about

Well, the names have all changed

Since you hung around

But those dreams have remained

And they've turned around

Who'd have thought they'd lead you

(Who'd have thought they'd lead you)

Back here where we need you?

(Back here where we need you?)

Yeah, we tease him a lot

'Cause we got him on the spot

Welcome back

Welcome back, welcome back, welcome back

Welcome back, welcome back

Welcome back

We always could spot a friend

Welcome back

And I smile when I think how you must have been

And I know what a scene

You were learnin' in

Was there somethin' that

Made you come back again?

And what could ever lead you

(What could ever lead you)

Back here where we need you?

(Back here where we need you?)

Yeah, we tease him a lot

'Cause we got him on the spot

Welcome back

Welcome back, welcome back, welcome back
Welcome back, welcome back

And I know what a scene
You were learnin' in
Was there somethin' that
Made you come back again?

And what could ever lead you
(What could ever lead you)
Back here where we need you?
(Back here where we need you?)

Yeah, we tease him a lot
'Cause we got him on the spot
Welcome back

Welcome back, welcome back, welcome back
Welcome back, welcome back

Yeah, we tease him a lot
(Welcome back, welcome back)
'Cause we got him on the spot
(Welcome back, welcome back)

Yeah, we tease him a lot
'Cause we got him on the spot
Welcome back

Welcome back, welcome back, welcome back
Welcome back, welcome back, welcome back
Welcome back, welcome back, welcome back

Source: [Musixmatch](#)

Songwriters: John Benson Sebastian

Welcome Back lyrics © Back To Amr Songs

Find Someone Who... – Welcome Back & Welcome In

Instructions: Walk around the classroom and talk to your classmates. Ask them questions to complete your bingo card. When you find someone who matches a description, write their name in the box. Try to talk to as many different people as possible!

Tried a new food recently	Visited a new place in the last 12 months	Can teach you how to say 'hello' in another language	Has lived in this city for more than 5 years
Has met someone famous	Knows how to introduce someone else in English	Has a dream they want to share	Has laughed about a funny memory this summer
Is new to this class	Has been in this class before	Can use the phrase 'ticket out' in a sentence	Has made a big change in the last year
Thinks there's no place like home	Has enrolled in another class this year	Wants to improve their writing skills	Has achieved a personal goal recently

Welcome Back – Song Activity

True/False (T/F)

1. The song was originally written for a television show. (T/F)
2. The singer talks about being surprised to see everyone again. (T/F)
3. The lyrics say "your dreams were your ticket out." (T/F)
4. The word "school" is repeated many times in the song. (T/F)

Multiple Choice

5. What does the singer say about the dreams? a) They were forgotten b) They were a "ticket out" c) They made him sad d) They were about the future
6. The song repeats the phrase "Welcome back" at the: a) Beginning only b) End only c) Beginning and end d) Only once in the middle
7. What emotion best describes the song? a) Angry b) Nostalgic c) Confused d) Excited

Matching (Lyrics to Meaning)

Match the lyric to its meaning:

8. "Your dreams were your ticket out." → (a) Leaving to find a better life
9. "Who'd have thought they'd lead you back here?" → (b) Returning to a familiar place
10. "Welcome back, welcome back, welcome back." → (c) Warm greeting after time away

Fill in the Blank

11. The song says: "_____ dreams were your ticket out."
12. "Welcome back to that same old place that you _____ about."

Writing Prompt

13. In the song, the singer welcomes someone back after being away. Write 5–6 sentences about a time when you or someone you know returned to school, work, or home after a long time. How did it feel?

Speaking Prompts – Welcome Back & Welcome In

Use these speaking prompts to have conversations with your classmates. Work in pairs or small groups. Be sure to listen carefully and ask follow-up questions.

For Everyone

- What is one goal you have for this school year?
- What is something new you learned recently?
- What is your favorite thing about starting a new class?
- What is one change you have made in the past year?
- If you could travel anywhere this year, where would you go?

For Returning Students

- What is your favorite memory from this class?
- What do you think is different about the class this year?
- What advice would you give to new students?

For New Students

- What is one thing you want to learn this year?
- What is one thing you want your classmates to know about you?
- What do you hope to achieve in this class?

Bonus Activity – Meet and Greet Questions

Use these questions to get to know your classmates better. Work in pairs or small groups. Take turns asking and answering the questions. You can add your own questions to the list.

- What is your favorite food?
- What country would you like to visit?
- Do you have any pets?
- What is one hobby you enjoy?
- What is your favorite movie or TV show?
- Do you prefer mornings or evenings?
- What is one goal you have for this year?
- What is one thing you are good at?
- What kind of music do you like?
- What is one thing you want to learn in this class?